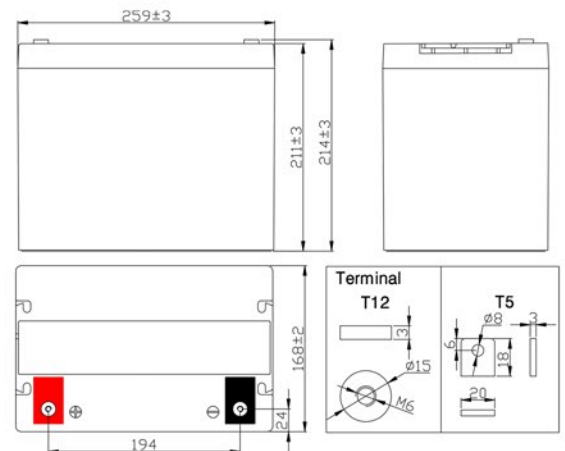


Specification

Nominal Voltage (V)	12V (6 cells in series)	
Rated Capacity	75.0Ah	(C ₁₀ , 1.80V/cell)
Dimensions(mm)	Length	259 ± 3 mm
	Width	168 ± 2 mm
	Height	211 ± 3 mm
	Total Height (T12)	214 ± 3 mm
	Total Height (T5)	229 ± 3 mm
Nominal Capacity @25°C (Ah)	20 Hour rate (4.020A to 10.8 volts)	80.4Ah
	10 Hour rate (7.575A to 10.8 volts)	75.7Ah
	5 Hour rate (12.97A to 10.8 volts)	64.8Ah
	1 Hour rate (47.48A to 10.5 volts)	47.4Ah
Approx. Weight	21.5 kg	
Terminal	T12/T5	
Max. Discharge Current	600A @25°C (5s)	
Internal Resistance	7.5mΩ @25°C (Full Charged Battery)	
Floating Design Life	10 years @25°C	
Ambient Temperature	Charge: -15°C~50°C	
	Discharge: -20°C~60°C	
	Storage: -20°C~50°C	
Container Material	UL94-V0	
Self Discharge	VRLA batteries can be stored for more than 6 months at 25°C. Self-Discharge ratio less than 3% per month at 25°C. Please charge batteries before using.	



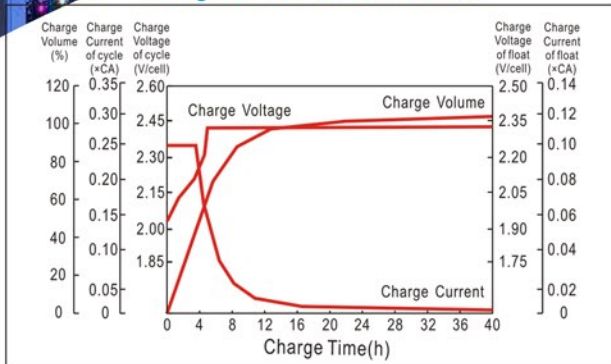
Constant Current Discharge Characteristics (A), (25°C)

F.V/TIME	5min	10min	15min	30min	60min	2H	3H	5H	8H	10H	20H
1.60V/cell	251.3	161.3	131.3	84.38	48.75	29.14	20.16	13.52	9.315	7.875	4.320
1.70V/cell	221.3	146.3	125.6	82.13	48.08	28.76	19.91	13.37	9.165	7.725	4.170
1.75V/cell	198.8	135.0	118.9	79.88	47.48	28.39	19.69	13.16	9.075	7.650	4.095
1.80V/cell	172.5	122.3	111.4	76.80	46.50	28.00	19.31	12.97	8.940	7.575	4.020

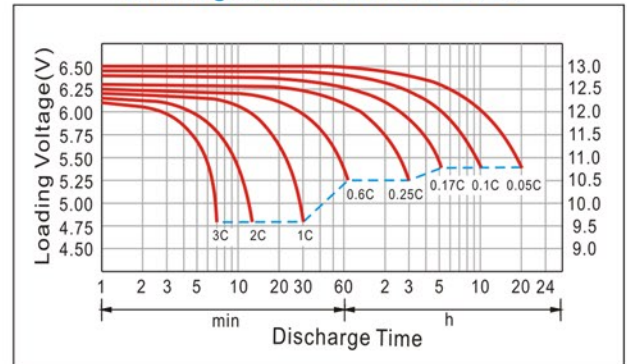
Constant Wattage Discharge Characteristics (Watt), (25°C)

F.V/TIME	5min	10min	15min	30min	60min	2H	3H	5H	8H	10H	20H
1.60V/cell	433.4	287.6	238.4	157.5	93.44	56.82	39.98	26.89	18.54	15.68	8.633
1.70V/cell	390.9	265.7	231.4	154.7	92.54	56.33	39.59	26.64	18.28	15.42	8.340
1.75V/cell	356.1	248.6	220.9	151.8	91.79	55.83	39.24	26.30	18.15	15.30	8.190
1.80V/cell	313.4	228.2	208.8	147.2	90.29	55.53	38.59	25.94	17.88	15.15	8.040

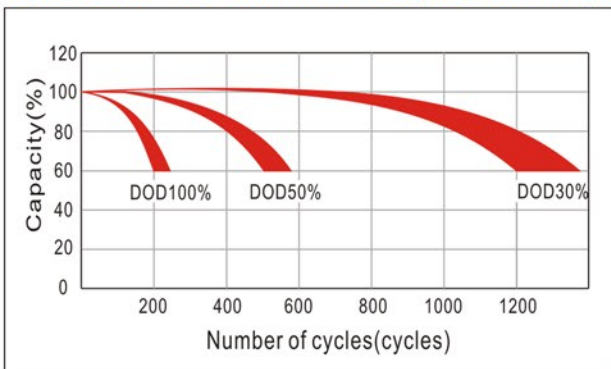
Charge Characteristics Curve



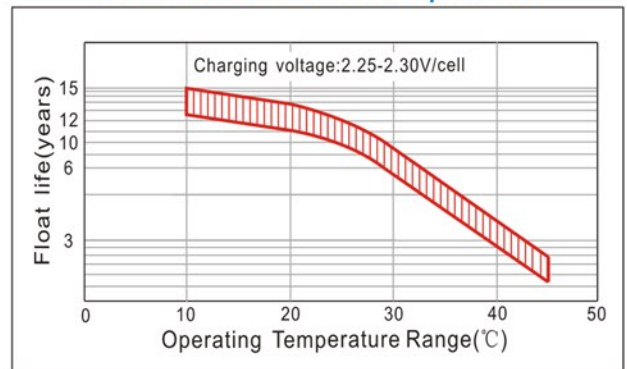
Discharge Characteristics Curve



Cycle service life in relation to depth of discharge



Float Service Life VS Temperature



Capacity Factors with Different Temperature

Battery type		-20°C	-10°C	0°C	5°C	10°C	20°C	25°C	30°C	40°C	45°C
GEL Battery	6V&12V	50%	70%	83%	85%	90%	98%	100%	102%	104%	105%
	2V	60%	75%	85%	88%	92%	99%	100%	103%	105%	106%
AGM Battery	6V&12V	46%	66%	76%	83%	90%	98%	100%	103%	107%	109%
	2V	55%	70%	80%	85%	92%	99%	100%	104%	108%	110%

Maintenance & Cautions

☑ Charging Procedure:

Application	Charging method	Charge voltage at 25°C	Temperature compensation coefficient of charging voltage	Max.charging current	Temperature
For standby power source	Constant voltage charging (With current restriction)	2.25~2.3 V/cell	-3mV/°C/cell	0.2CA	-15~50°C
For cycle service		2.4~2.45V/cell	-4mV/°C/cell	0.3CA	

☑ Every month, recommend inspection every battery voltage.

☑ Every three months, recommend equalization charge for one time. **Equalization charge method:**

Step 1: Discharge: 100% rate capacity discharge.

Step 2: Charge: Max. Current 0.3CA, constant voltage 2.40~2.45V/Cell charge 24h.

☑ Length of service life will be directly affected by the number of discharge cycles, depth of discharge, Ambient temperature and charging voltage.

☑ Charge the batteries at least once every six months, if they are stored at 25°C. **Charging Method:**

Constant Voltage : $-0.2C \times 2h + 2.4 \sim 2.45V/cell \times 24h$, Max. Current 0.25CA

Constant Current : $-0.2C \times 2h + 0.1C \times 12h$

Fast : $-0.2C \times 2h + 0.3C \times 4h$

☑ Terminal of torque:

Bolt	M5	M6	M8
Terminal	T3, T10	T4, T7, T11, T12, T13	T5, T6, T8, T9, T14
Torque	6~7N.m	8~10N.m	10~12N.m